

ENVIRONMENTAL PRODUCT DECLARATION

ULTRA-LOW CO₂ EMISSIONS HOT ROLLED COIL / CHECKERED COIL

STRUCTURAL STEEL



TOKYO STEEL
MANUFACTURING CO., LTD.
started out as a small steel maker
in Tokyo almost 80 years ago. It
has since grown into Japan's
leading electric-arc-furnace
steelmaker with an annual
production of several million tons.

Tokyo Steel prides itself as a
recycler of steel scrap - its primary
raw material - letting it protect the
environment and thus contribute to
society. Recycling of steel products
with the electric arc furnace
process is truly the most effective
in terms of achieving a recycling-
based society and low-carbon
society at the same time. To
contribute to Japan's target of
reducing greenhouse gas (GHG)
emissions by 80% by 2050 while
making advanced use of steel
scrap that, in aggregate, amounts
to several decades' worth of
domestic steel demand, Tokyo
Steel will work, with strong
determination, to provide even
more diverse customers with a
wide range of products.



ENVIRONMENTAL PRODUCT DECLARATION



Ultra-low CO2 emissions Hot Rolled Coil/Checkered Coil
Structural Steel

According to ISO 14025
EN 15804: 2012+A2:2019

EPD PROGRAM AND PROGRAM OPERATOR NAME, ADDRESS, LOGO, AND WEBSITE	UL Solutions	www.ul.com www.spot.ul.com
GENERAL PROGRAM INSTRUCTIONS AND VERSION	Program Operator Rules v.2.7 2022	
MANUFACTURER NAME AND ADDRESS	Tokyo Steel Manufacturing Co. Ltd. Kasumigaseki Tokyu Bldg. 15F 3-7-1 Kasumigaseki, Chiyoda-ku, Tokyo 100-0013 Japan	
DECLARATION NUMBER	4791337461.101.1	
DECLARED PRODUCT & FUNCTIONAL UNIT OR DECLARED UNIT	Ultra-low CO2 emissions Hot Rolled Coil/Checkered Coil Structural Steel, 1 metric ton	
REFERENCE PCR AND VERSION NUMBER	CEN standard EN 15804 serves as the core PCR Product Category Rules for Building-Related Products and Services, Part A: Life Cycle Assessment Calculation Rules and Report Requirements, UL Environment, Standard 10010, Version 4.0 Part B: Designated Steel Construction Product EPD Requirements Second Edition, Dated August 26, 2020)	
DESCRIPTION OF PRODUCT APPLICATION/USE	Structural steel "Ultra-low CO2 emissions Hot Rolled Coil/Checkered Coil" is mostly used in buildings and civil works, mainly in structural steel constructions. In addition to the construction sector there are numerous applications in very diverse sectors.	
PRODUCT RSL DESCRIPTION (IF APPL.)	The Reference service life is not specified	
MARKETS OF APPLICABILITY	Europe	
DATE OF ISSUE	August 8th, 2025	
PERIOD OF VALIDITY	5 Years	
EPD TYPE	Manufacturer Specific	
EPD SCOPE	Cradle to gate with modules C1-C4 and module D	
YEAR(S) OF REPORTED PRIMARY DATA	April 2023 and March 2024	
LCA SOFTWARE & VERSION NUMBER	Microsoft Excel calculation tool with Ecoinvent database	
LCI DATABASE(S) & VERSION NUMBER	Ecoinvent v3.10 (EN15804 system) database (2023), ecoinvent	
LCIA METHODOLOGY & VERSION NUMBER	EF 3.1 EN 15804	
Independent verification of the declaration and data, according to EN ISO 14025:2010 (ISO 14025:2006)		 Cooper McCollum, UL Solutions
This declaration was independently verified in accordance with ISO 14025: 2006. <input type="checkbox"/> INTERNAL <input checked="" type="checkbox"/> EXTERNAL		
Third Party Verifier		James Mellentine, Thrive ESG 

LIMITATIONS

Exclusions: EPDs do not indicate that any environmental or social performance benchmarks are met, and there may be impacts that they do not encompass. LCAs do not typically address the site-specific environmental impacts of raw material extraction, nor are they meant to assess human health toxicity. EPDs can complement but cannot replace tools and certifications that are designed to address these impacts and/or set performance thresholds – e.g. Type 1 certifications, health assessments and declarations, environmental impact assessments, etc.

Accuracy of Results: EPDs regularly rely on estimations of impacts; the level of accuracy in estimation of effect differs for any particular product line and reported impact.

Comparability: comparison of the environmental performance of construction works and construction products using EPD information shall be based on the product's use and impacts at the construction works level. In general, EPDs may not be used for comparability purposes when not considered in a construction works context.

ENVIRONMENTAL PRODUCT DECLARATION



Ultra-low CO₂ emissions Hot Rolled Coil/Checkered Coil
Structural Steel

According to EN 15804 2012+A2:2019

Product information

Product description

The product declared is structural steel “Ultra-low CO₂ emissions Hot Rolled Coil/Checkered Coil”, which is classified as “Floor plates” in the Section 2, Classification of Material of the AISC 303 - 10 Code of Standard Practice for Steel Buildings and Bridges. The production process used is the Electric Arc Furnace. This route, used by TOKYO STEEL to produce structural steel, is based on the direct melting of scrap with an Electric Arc Furnace, which is subsequently processed in rolling mills to obtain the finished products. The steel section is hot rolled into structural steel sheet in coil. No metallic or organic coating.

The product is provided for Japan market and other export markets. The products comply with JIS G 3101, JIS G 3106, JIS G 3136, JIS G 3113, JIS G 3125, JIS G 3132, JIS G 3131 (Regional designation code: JIS), and similar international standards like EN10025, EN10149, EN10111, SAE J403, ASTM series, etc.

Application

Structural steel “Ultra-low CO₂ emissions Hot Rolled Coil/Checkered Coil” is mostly used in buildings and civil works, mainly in structural steel constructions. In addition to the construction sector there are numerous applications in very diverse sectors.

No specific product is needed to serve intended function in the construction work. Anticipated replacement cycle of product in the construction work will be about 20 years.

Technical data

The technical data of the products is based on JIS G 3101, JIS G 3106, JIS G 3136, JIS G 3113, JIS G 3125, JIS G 3132, JIS G 3131, and similar international standards like EN10025, EN10149, EN10111, SAE J403, ASTM series, etc.

ENVIRONMENTAL PRODUCT DECLARATION



Ultra-low CO₂ emissions Hot Rolled Coil/Checkered Coil
Structural Steel

According to EN 15804 2012+A2:2019

Delivery status

The delivery conditions and dimension may vary according to the intended application.

Base materials / Ancillary materials

Structural steel "Ultra-low CO₂ emissions Hot Rolled Coil/Checkered Coil" is a low-alloy steel product. The typical content of carbon is lower than 0.18%. The share of other elements besides iron is typically around 1%. Steel scrap is a secondary raw material, defined in different qualities, depending on the composition (Fe content) and certain characteristics (plate, section steel, galvanized sheets, etc.).

The principal material is Steel and alloying elements are added on the form of ferroalloys and metals.

Any hazardous substances defined in Basel Convention and/or regulated by Japanese laws are not included in raw materials.

Manufacture

The steel scrap is melted in an electric arc furnace to obtain liquid steel, which is then refined in a ladle furnace with addition of ferroalloys and metals to obtain the required steel characteristics. The steel is then casted at a continuous caster to obtain semi-finished products. The semis are then rolled to the desired size.

TOKYO STEEL MFG produces the structural steel "Ultra-low CO₂ emissions Hot Rolled Coil/Checkered Coil" at one factory (Tahara factory).

Factory	Address
TOKYO STEEL MFG Tahara Plant	2-1-3, Shirahama, Tahara-shi, Aichi 441-3436, Japan

ENVIRONMENTAL PRODUCT DECLARATION

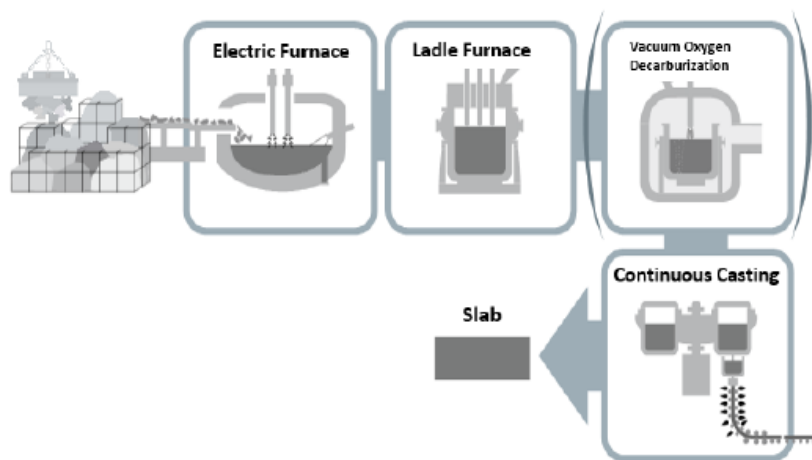


Ultra-low CO₂ emissions Hot Rolled Coil/Checkered Coil
Structural Steel

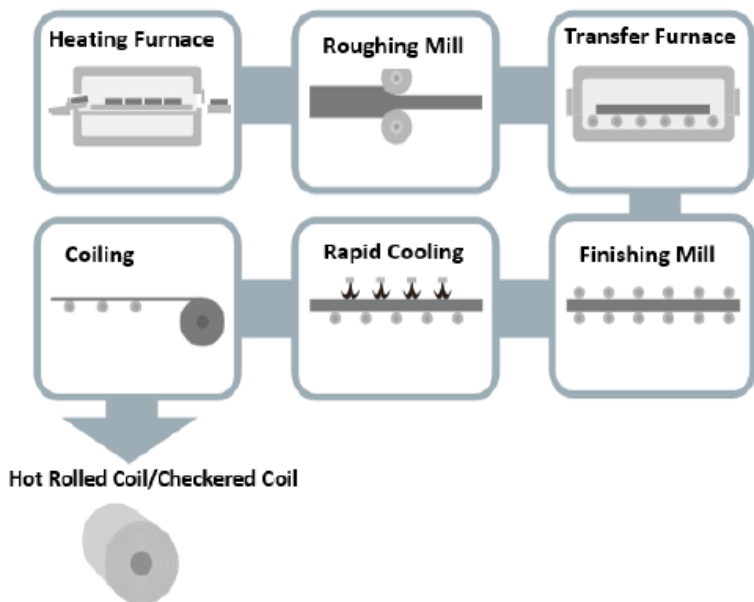
According to EN 15804 2012+A2:2019

Manufacturing process flow

Steelmaking Process



Rolling Process



Quality Management System

TOKYO STEEL MFG Tahara Plant is certified according to ISO9001 Quality Management System.

More information can be found at



ENVIRONMENTAL PRODUCT DECLARATION



Ultra-low CO₂ emissions Hot Rolled Coil/Checkered Coil
Structural Steel

According to EN 15804 2012+A2:2019

<https://www.tokyosteel.co.jp/company/about/>

Environment and Health during manufacturing

TOKYO STEEL MFG Tahara Plant is certified according to ISO14001 Environment Management System.

More information can be found at

<https://www.tokyosteel.co.jp/company/about/>

Product processing/Installation

Processing and proper use of steel products depend on the application and should be made in accordance with generally accepted practices, standards, and manufacturers recommendations. National technical regulations apply to the design and construction of steel structures. They deal with requirements for performance, sustainability, durability and fire resistance of steel and steel structures.

When handling and using the products, no additional means to protect health are required beyond the usual occupational safety measures.

No environmental impacts occur when working with or using these products under normal conditions of use. No special measures are necessary for the protection of the environment.

Residual materials are separated for in-house recycling. The steel scrap can be recycled almost completely.

Packaging

Structural steel "Ultra-low CO₂ emissions Hot Rolled Coil/Checkered Coil" is secured with strapping bands.

Condition of use

During use no changes in material composition shall occur. Maintenance requirement will depend on specific design and application.

Environment and health during use

Steel products, under normal conditions of use, do not cause adverse health effects.

If the steel products are used according to their intended use, under normal conditions, there will be no significant environmental impact to water, air/atmosphere and soil.

Reference service life

The Reference service life is not specified. This LCA study covers Module A1 to A3, C1 to C4, and D. There are many different applications.



ENVIRONMENTAL PRODUCT DECLARATION



Ultra-low CO₂ emissions Hot Rolled Coil/Checkered Coil
Structural Steel

According to EN 15804 2012+A2:2019

Extraordinary effect

Fire: Structural steels are classified as incombustible materials according to Notification No. 1400 by Ministry of Construction Japan

Water: Not relevant

Mechanical destruction: Not relevant

Reuse, recycle, and disposal

The product "Ultra-low CO₂ emissions Hot Rolled Coil/Checkered Coil" is used as a construction material. It can be reused after its recovery from deconstruction site, in particular when steel constructions are properly designed to facilitate disassembly and re-use at the end of their useful lives.

The product which is recovered from deconstruction site but not reused is 100% recyclable as steel scrap. The steel scrap can be converted to the same (or higher or lower) quality of steel depending upon the metallurgy and processing of the recycling route.

Only fraction of the product is not recovered from deconstruction site due to being mixed up with other construction waste, which is disposed (landfilled).

The product is expected to be sold and used in Europe. This LCA study uses the scenario to assume reuse rate, recycle rate and landfill rate of used products in buildings in Europe for the calculation of End-of-life stage (Module C1-C4) and Module D, based on research of the end-of-life stage of construction materials in Europe.

Waste code according to Basel convention is:

"A1010: Metal wastes"

Further information

Additional information can be obtained from <http://www.tokyosteel.co.jp/>



ENVIRONMENTAL PRODUCT DECLARATION



Ultra-low CO₂ emissions Hot Rolled Coil/Checkered Coil
Structural Steel

According to EN 15804 2012+A2:2019

LCA Rules

Declared unit

Name	Value	Unit
Declared unit	1	metric ton
Density	7,874	kg/m ³
Conversion factor to 1kg	0.001	-
Thickness	1.45 - 25.0	mm

System boundary

PRODUCT STAGE			CONSTRUCTION PROCESS STAGE		USE STAGE							END OF LIFE STAGE				BENEFITS AND LOADS BEYOND THE SYSTEM BOUNDARIES
Raw material supply	Transport	Manufacturing	Transport from the gate to the site	Assembly	Use	Maintenance	Repair	Replacement	Refurbishment	Operational energy use	Operational water use	De-construction demolition	Transport	Waste processing	Disposal	Reuse-Recovery-Recycling-potential
A1	A2	A3	A4	A5	B1	B2	B3	B4	B5	B6	B7	C1	C2	C3	C4	D
X	X	X	ND	ND	ND	ND	ND	ND	ND	ND	ND	X	X	X	X	X

This is an EPD based on a cradle to gate with modules C1-C4 and module D life cycle assessment. The selected system boundaries of this study encompass the following steps and this LCA study is not comparative assertion.

Module A1 to A3

The product stage includes provision of all materials, products, and energy, as well as waste processing up to the end-of waste state or disposal of final residues during the product stage. Impacts on raw material transportation, including external scrap, and intermediate products are included with some exceptions that fall under the cut-off threshold.

Module C1 to C4

Environment



ENVIRONMENTAL PRODUCT DECLARATION



Ultra-low CO₂ emissions Hot Rolled Coil/Checkered Coil
Structural Steel

According to EN 15804 2012+A2:2019

These modules consider the dismantling of the considered product (C1), the transportation of the dismantled components to their End of Life (EoL) destinations (C2), the waste processing for recovery or recycling (C3) as well as the disposal (C4).

The end-of-life scenario used for calculating C1-C4 is described in the below table.

Processes		Quantity	Unit (per tonne of product)
Collection process specified by type	Collected separately	1000	kg
	Collected with mixed construction waste	0	kg
Recovery system specified by type	Re-use	55	kg
	Recycling	935	kg
	Energy recovery	0	kg
Disposal specified by type	Product or material for final deposition	10	kg
Assumptions for scenario development (transportation)	Deconstruction site to plant for sorting and shredding	75	km
	Deconstruction site to final disposal site	50	km

Module D

Module D includes declared benefits and loads resulting from the net flow of secondary fuels or materials exiting the product system. This excludes flows that have been allocated as co-products. Metals are assumed to reach the end of waste state after they have gone through a sorting and shredding process. The treatment as well as net benefits and loads of reuse or recycling potentials (for the net scrap amount only) are grouped to module D.

No known flows are deliberately excluded from this EPD.

Capital goods and infrastructure flows are excluded from the product system boundary.

Estimates and Assumptions

Regarding the transportation of raw materials, it is assumed:

- The distances of the transportation for 21% of Coal cokes were unknown. It was assumed that the distance of land transportation was 587.2km with truck and the distance of marine transportation was 450.0 km with ferry respectively.
- Internal circulation steel scraps were transported inside the plant from where they were produced to the Ultra-low

ENVIRONMENTAL PRODUCT DECLARATION



Ultra-low CO₂ emissions Hot Rolled Coil/Checkered Coil
Structural Steel

According to EN 15804 2012+A2:2019

CO₂ emissions Hot Rolled Coil / Checkered Coil production zone, and the distance of the transportation is assumed 2.9km.

The emission factor for electricity used in the production of "Ultra-low CO₂ emissions Hot-Rolled Coil / Checkered Coil" is assumed to be location-based, representing the "average technology mix in Japan". And additionally, market-based data from Ecoinvent "electricity, high-voltage, renewable energy product market" is also considered for the market-based approach.

Slag is produced as by-products in the production stage (A3 module). It is eventually recycled mainly for base layer of roads. It is considered as reminderflow in this study and the transportation for the recycling for slag is not considered in this study.

Cut-off rules

The cut-off criteria are 1 % of renewable primary resource (energy), 1 % nonrenewable primary resource (energy) usage, 1 % of the total mass input of that unit process and 1 % of environmental impacts. The total of neglected input flows per module are a maximum of 5 % of energy usage, mass and environmental impacts. These cut-off criteria align with EN15804:2012+A2:2019.

In the calculation of the A1 module, strapping bands were excluded after confirming the impact was small. They were 0.0349% of the total resources on a weight basis as input flows for the A1 module calculation.

The transportations of primary raw materials (Steel scrap, Coal coke, Calcium oxide, Ferro-manganese, and Internal circulation steel scrap) to the production site were included as input flows in the calculation of the A2 module. On the other hand, the transportations of the other raw materials were excluded as input flows in the calculation of the A2 module due to the lack of data availability, after confirming their impacts were small. The total excluded resources were 0.516% of the total resources on a weight basis as input flows for the A2 module calculation.

These cut-offs are confirmed meeting the cut-off criteria mentioned above.

Except the above cut-offs, all information from the data collection process has been considered, covering all used and registered materials, thermal energy, electrical energy, and diesel consumption.

Data quality

Principally the inventory data include material, energy, auxiliary, water consumption (foreground data). The foreground data are derived from Tahara Plant.

Further, LCA data sets (background data) linked to the foreground data of various stages of the life cycle (cradle to gate with modules C1-C4 and module D) were obtained from Ecoinvent v3.10 (EN15804 system) database (2023).

Time coverage: Primary data was collected at Tahara Plant between April 2023 and March 2024. Secondary data comes from IDEAv3.1 database (2023). The data referenced year varies.

Geographical coverage: This product is produced in Japan and provided in Europe. Primary data was collected in Japan and secondary data was referred by Ecoinvent database.

Technology coverage: State-of-the-art at the time when the data was developed.

The results of data quality assessment

Data quality assessment was done based on Data quality level and criteria from the Product Environmental Footprint

ENVIRONMENTAL PRODUCT DECLARATION



Ultra-low CO₂ emissions Hot Rolled Coil/Checkered Coil
Structural Steel

According to EN 15804 2012+A2:2019

Category Rules, according to Annex E of EN 15804:2012+A2:2019. The results are shown below.

	Primary/Foreground data	Secondary/Background data
Geography representativeness	Good The processes included in the data set are well representative for the geography stated in the "location". Primary data was collected at Tahara Plant in Japan. Raw materials are procured mainly from inside Japan, but some of them are purchased from other countries such as Vietnam and India. The product is produced at the plant and expected to be sold and used in Europe.	Good The processes included in the data set are well representative for the geography stated in the "location" as secondary data from Ecoinvent v3.10 database is chosen to suit the geographical information of the primary data.
Technical representativeness	Fair Technology aspects are similar to what described in the title and metadata but merits improvements. Some of the relevant processes are not modelled with specific data but using proxies.	Fair Technology aspects are similar to what described in the title and metadata but merits improvements. Some of the relevant processes are not modelled with specific data but using proxies.
Time representativeness	Good Primary data was collected at Tahara Plant between April 2023 and March 2024.	Good The reference years of secondary data varies, but all of them include 2023 in their time range.

Allocation

The manufacturing process generates by-products, slag, and internal circulation steel scrap. All environmental impacts are allocated to the steel product (i.e., they are not allocated to any of by-products and slag). All internal circulation steel scrap outputs are input to this main product.

Most of energy such as Electricity, Gas was measured at individual meter at each line. This represents the total energy consumption for manufacturing all hot rolled coils, including products that are not Ultra-low CO₂ emissions Hot Rolled Coil / Checkered Coil.

Therefore, the energy consumption per ton of hot rolled coil (including products that are not Ultra-low CO₂ emissions Hot Rolled Coil / Checkered Coil) was calculated by dividing the amount of energy used to manufacture all hot rolled coils by the manufacturing weight of all hot rolled coils.

Since industrial water volume was measured at a factory level, the industrial water volume was allocated based on the product manufacturing mass volume.

The hot-rolled coils manufactured at Tahara plant were classified into the following two product types:

- Ultra-low CO₂ emissions Hot-Rolled Coil / Checkered Coil (produced for export to Spain in August–September 2023 and to Portugal in April 2024)
- Conventional Hot-Rolled Coil / Checkered Coil



ENVIRONMENTAL PRODUCT DECLARATION



Ultra-low CO₂ emissions Hot Rolled Coil/Checkered Coil
Structural Steel

According to EN 15804 2012+A2:2019

Comparability

Basically, a comparison or an evaluation of EPD data is only possible if all the data sets to be compared were created according to EN 15804 and the building context, respectively the product-specific characteristics of performance, are taken into account.

Life Cycle Assessment Results – [Location Base]

LCIA results are relative expressions and do not predict impacts on category endpoints, the exceeding of thresholds, safety margins or risks.

Tokyo Steel shows two results based on Location-base approach and Market-base approach.

The location-based greenhouse gas emissions from electricity used in manufacturing were calculated using the general emission factor of 0.668 kg-CO₂eq/kWh for a general emission factor for electricity (high voltage, production mix) in Japan provided by the Ecoinvent database, resulting in 305,245 kg-CO₂eq.

Environment Impact										
Impact Category	Units	A1	A2	A3	A Total	C1	C2	C3	C4	D
GWP total	kg-CO ₂ eq	7.50E+02	7.26E+00	6.20E+00	7.64E+02	6.21E+01	1.08E+01	6.13E+01	8.08E-01	3.10E+02
GWP biogenic	kg-CO ₂ eq	1.68E-01	1.74E-04	1.80E-01	3.48E-01	6.20E-03	6.19E-03	1.27E-02	4.62E-04	3.62E-01
GWP fossil	kg-CO ₂ eq	7.50E+02	7.26E+00	6.01E+00	7.63E+02	6.21E+01	1.08E+01	6.13E+01	8.07E-01	3.09E+02
GWP luluc	kg-CO ₂ eq	3.53E-01	3.39E-03	3.02E-03	3.60E-01	5.40E-03	3.67E-03	8.59E-03	3.88E-04	8.14E-02
ODP	kg-CFC-11eq	8.75E-06	1.05E-07	3.03E-08	8.88E-06	9.50E-07	2.17E-07	9.16E-07	1.35E-08	1.41E-06
AP	mol H ⁺ -Eq	4.28E+00	7.76E-02	1.97E-02	4.38E+00	5.60E-01	4.86E-02	5.43E-01	6.64E-03	9.96E-01
EP freshwater	kg P-eq	2.14E-01	4.94E-04	3.93E-03	2.19E-01	1.81E-03	7.42E-04	2.89E-03	3.34E-05	1.42E-01
EP marine	kg N-eq	7.27E-01	2.14E-02	1.18E-02	7.60E-01	2.60E-01	1.91E-02	2.48E-01	3.00E-03	2.42E-01
EP terrestrial	mol N-eq	7.71E+00	2.37E-01	6.62E-02	8.01E+00	2.85E+00	2.08E-01	2.72E+00	3.28E-02	2.59E+00
POCP	kg NMVOC-eq	2.35E+00	7.21E-02	1.91E-02	2.44E+00	8.49E-01	7.46E-02	8.10E-01	1.00E-02	9.12E-01
ADP minerals & metals	kg Sb-eq	2.60E-03	1.91E-05	2.54E-05	2.65E-03	2.23E-05	3.43E-05	3.59E-05	7.02E-07	-1.44E-04
ADP fossil	MJ, net calorific value	8.79E+03	9.94E+01	3.71E+01	8.92E+03	8.12E+02	1.54E+02	8.01E+02	1.14E+01	3.12E+03



ENVIRONMENTAL PRODUCT DECLARATION



Ultra-low CO₂ emissions Hot Rolled Coil/Checkered Coil
Structural Steel

According to EN 15804 2012+A2:2019

WDP	m3 world Eq deprived	1.35E+02	4.24E-01	4.07E-01	1.36E+02	1.99E+00	7.70E-01	2.46E+00	3.27E-02	8.19E+01
-----	-------------------------	----------	----------	----------	----------	----------	----------	----------	----------	----------

Disclaimer (associated with ADP-minerals & metals, ADP-fossil, WDP) – The results of this environmental impact indicator shall be used with care as the uncertainties on these results are high or as there is limited experience with the indicator.

GWP-total	Global Warming Potential total
GWP-fossil	Global Warming Potential fossil fuels
GWP-biogenic	Global Warming Potential biogenic
GWP-luluc	Global Warming Potential land use and land use change
ODP	Depletion potential of the stratospheric ozone layer
AP	Acidification potential, Accumulated Exceedance
EP-freshwater	Eutrophication potential, fraction of nutrients reaching freshwater end compartment
EP-marine	Eutrophication potential, fraction of nutrients reaching freshwater end compartment
EP-terrestrial	Eutrophication potential, Accumulated Exceedance
POCP	Formation potential of tropospheric ozone
ADP minerals & metals	Abiotic depletion potential for non-fossil resources
ADP-fossil	Abiotic depletion potential for fossil resources
WDP	Water (user) deprivation potential, deprivation weighted water consumption

Comparability: Comparisons cannot be made between product-specific or industry average EPDs at the design stage of a project, before a building has been specified. Comparisons may be made between product-specific or industry average EPDs at the time of product purchase when product performance and specifications have been established and serve as a functional unit for comparison. Environmental impact results shall be converted to a functional unit basis before any comparison is attempted.

Any comparison of EPDs shall be subject to the requirements of EN 15804. EPDs are not comparative assertions and are either not comparable or have limited comparability when they have different system boundaries, are based on different product category rules or are missing relevant environmental impacts. Such comparison can be inaccurate, and could lead to erroneous selection of materials or products which are higher-impact, at least in some impact categories.

Additional Impact										
Impact Category	Units	A1	A2	A3	A Total	C1	C2	C3	C4	D
PM	disease incidence	3.48E-05	5.63E-07	2.17E-07	3.56E-05	1.59E-05	1.05E-06	1.52E-05	1.82E-07	2.07E-05
IRP	kBq U235-Eq	4.15E+01	7.75E-02	7.08E-02	4.17E+01	3.63E-01	2.05E-01	6.94E-01	6.38E-03	8.61E+00
ETP-fw	CTUe	5.42E+03	2.43E+01	4.15E+01	5.49E+03	1.15E+02	4.02E+01	1.17E+02	2.09E+00	2.33E+04
HTP-c	CTUh	1.23E-05	3.68E-08	4.67E-08	1.24E-05	2.43E-07	7.30E-08	2.35E-07	3.42E-09	8.81E-05



ENVIRONMENTAL PRODUCT DECLARATION



Ultra-low CO₂ emissions Hot Rolled Coil/Checkered Coil
Structural Steel

According to EN 15804 2012+A2:2019

HTP-nc	CTUh	6.02E-06	5.93E-08	7.99E-08	6.16E-06	1.10E-07	1.10E-07	1.29E-07	2.60E-09	2.56E-06
SQP	dimensionless	2.75E+03	5.79E+01	3.41E+01	2.84E+03	5.69E+01	1.16E+02	7.37E+01	4.89E+00	5.43E+02

Disclaimer (associated with IRP indicator) – This impact category deals mainly with the eventual impact of low dose ionizing radiation on human health of the nuclear fuel cycle. It does not consider effects due to possible nuclear accidents, occupational exposure nor due to radioactive waste disposal in underground facilities. Potential ionizing radiation from the soil, from radon and from some construction materials is also not measured by this indicator.

Disclaimer (associated with ETP-fw, HTP-c, HTP-nc, and SQP) – The results of this environmental impact indicator shall be used with care as the uncertainties on these results are high or as there is limited experience with the indicator.

PM	Particulate matter emissions
IRP	Ionising radiation, human health
ETP-fw	Ecotoxicity (freshwater)
HTP-c	Human toxicity, cancer effects
HTP-nc	Human toxicity, noncancer effects
SQP	Land use related impacts / soil quality

Resource Use										
Parameter	Units	A1	A2	A3	A Total	C1	C2	C3	C4	D
PERE	MJ	8.55E+02	1.22E+00	1.62E+00	8.58E+02	4.97E+00	2.67E+00	9.37E+00	9.02E-02	1.07E+02
PERM	MJ	0.00E+00	0.00E+00	0.00E+00	0.00E+00	0.00E+00	0.00E+00	0.00E+00	0.00E+00	0.00E+00
PERT	MJ	8.55E+02	1.22E+00	1.62E+00	8.58E+02	4.97E+00	2.67E+00	9.37E+00	9.02E-02	1.07E+02
PENRE	MJ	8.29E+03	9.94E+01	3.71E+01	8.43E+03	8.12E+02	1.54E+02	8.01E+02	1.14E+01	3.12E+03
PENRM	MJ	4.94E+02	0.00E+00	0.00E+00	4.94E+02	0.00E+00	0.00E+00	0.00E+00	0.00E+00	0.00E+00
PENRT	MJ	8.79E+03	9.94E+01	3.71E+01	8.92E+03	8.12E+02	1.54E+02	8.01E+02	1.14E+01	3.12E+03
SM	kg	1.41E+00	4.68E-02	1.09E-02	1.46E+00	3.37E-01	7.00E-02	3.26E-01	4.72E-03	4.19E+01
RSF	MJ	2.80E-02	4.52E-04	1.96E-04	2.86E-02	8.81E-04	8.58E-04	8.65E-04	2.66E-05	6.70E-03
NRSF	MJ	0.00E+00	0.00E+00	0.00E+00	0.00E+00	0.00E+00	0.00E+00	0.00E+00	0.00E+00	0.00E+00
FW	m3	3.28E+00	1.21E-02	-3.02E-01	2.99E+00	5.28E-02	2.17E-02	6.64E-02	2.37E-03	1.78E+00

PERE	Use of renewable primary energy excluding renewable primary energy resources used as raw materials
PERM	Use of renewable primary energy resources used as raw materials



ENVIRONMENTAL PRODUCT DECLARATION



Ultra-low CO₂ emissions Hot Rolled Coil/Checkered Coil
Structural Steel

According to EN 15804 2012+A2:2019

PERT	Total use of renewable primary energy resources (primary energy and primary energy resources used as raw materials)
PENRE	Use of non-renewable primary energy excluding nonrenewable primary energy resources used as raw materials
PENRM	Use of non-renewable primary energy resources used as raw materials
PENRT	Total use of non-renewable primary energy resources (primary energy and primary energy resources used as raw materials)
SM	Use of secondary material
RSF	Use of renewable secondary fuels
NRSF	Use of non-renewable secondary fuels
FW	Net use of fresh water

Waste Categories										
Parameter	Units	A1	A2	A3	A Total	C1	C2	C3	C4	D
HWD	kg	8.33E+01	1.69E-01	3.18E+01	1.15E+02	9.07E-01	2.23E-01	1.09E+00	1.38E-02	5.98E+01
NHWD	kg	1.10E+03	2.98E+00	3.24E+02	1.42E+03	1.24E+01	4.72E+00	1.74E+01	3.37E-01	7.89E+02
RWD	kg	9.26E-03	1.90E-05	1.76E-05	9.29E-03	8.92E-05	5.08E-05	1.70E-04	1.56E-06	0.00E+00

HWD	Hazardous waste disposed
NHWD	Non-hazardous waste disposed
RWD	Radioactive waste disposed

Output Flows										
Parameter	Units	A1	A2	A3	A Total	C1	C2	C3	C4	D
CRU	kg	0.00E+00	0.00E+00	0.00E+00	0.00E+00	5.50E+01	0.00E+00	0.00E+00	0.00E+00	0.00E+00
MFR	kg	0.00E+00	0.00E+00	1.75E+02	1.75E+02	0.00E+00	0.00E+00	9.35E+02	0.00E+00	0.00E+00
MER	kg	0.00E+00	0.00E+00	0.00E+00	0.00E+00	0.00E+00	0.00E+00	0.00E+00	0.00E+00	0.00E+00
EE	MJ	0.00E+00	0.00E+00	0.00E+00	0.00E+00	0.00E+00	0.00E+00	0.00E+00	0.00E+00	0.00E+00

CRU	Components for re-use
MFR	Materials for recycling
MER	Materials for energy recovery
EE	Exported energy



ENVIRONMENTAL PRODUCT DECLARATION



Ultra-low CO2 emissions Hot Rolled Coil/Checkered Coil
Structural Steel

According to EN 15804 2012+A2:2019

Biogenic carbon content		
Parameter	Units	Content
BCP	kg C	5.66E-09
BCAP	kg C	0.00E+00

BCP

Biogenic carbon content in product

BCAP

Biogenic carbon content in accompanying packaging



ENVIRONMENTAL PRODUCT DECLARATION



Ultra-low CO₂ emissions Hot Rolled Coil/Checkered Coil
Structural Steel

According to EN 15804 2012+A2:2019

Additional life Cycle Assessment Results – [Market Base]

The market-based greenhouse gas emissions from electricity used in manufacturing were calculated using the general emission factor of 0.01872 kg-CO₂eq/kWh for a general emission factor for electricity (high-voltage, renewable energy product market) provided by the Ecoinvent database, resulting in 8,554 kg-CO₂eq.

At Tahara Plant, 330,605 kWh of electricity was used for the production of Ultra-low CO₂ emissions Hot-Rolled Coil / Checkered Coil exported to Spain in August and September 2023. To cover this amount, 500,000 kWh was procured from a renewable energy menu offered by a retail electricity provider, and a renewable energy non-fossil certificate derived from the Tokuyama Hydroelectric Power Plant was granted.

In March 2024, 126,348 kWh of electricity was used at Tahara Plant for the production of Ultra-low CO₂ emissions Hot-Rolled Coil / Checkered Coil destined for export to Portugal. During the same month, a total of 760,406 kWh in Energy Attribute Certificates (EACs) was procured for the entire Tahara Plant from three solar power facilities in Ehime Prefecture: the Waseda Renewable Energy Power Plant, the Mihama Power Plant, and the Imabari Solar Power Plant. Of this amount, 126,348 kWh was allocated for the production of Ultra-low CO₂ emissions Hot-Rolled Coil / Checkered Coil, sourced from the 472,006 kWh of renewable energy non-fossil certificates obtained from the Imabari Solar Power Plant in Ehime Prefecture.

By applying the Ecoinvent renewable energy emission factor of 0.01872 kg-CO₂eq/kWh to the above electricity consumption, the market-based CO₂ emissions are as follows:

Spain: 330,605 kWh × 0.01872 kg-CO₂eq/kWh = 6,189 kg-CO₂eq

Portugal: 126,348 kWh × 0.01872 kg-CO₂eq/kWh = 2,365 kg-CO₂eq

Total: 435,494 kWh, emissions 8,554 kg-CO₂eq

Environment Impact										
Impact Category	Units	A1	A2	A3	A Total	C1	C2	C3	C4	D
GWP total	kg-CO ₂ eq	3.14E+02	7.26E+00	6.20E+00	3.27E+02	6.21E+01	1.08E+01	6.13E+01	8.08E-01	3.10E+02
GWP biogenic	kg-CO ₂ eq	6.45E+00	1.74E-04	1.80E-01	6.63E+00	6.20E-03	6.19E-03	1.27E-02	4.62E-04	3.62E-01
GWP fossil	kg-CO ₂ eq	3.07E+02	7.26E+00	6.01E+00	3.20E+02	6.21E+01	1.08E+01	6.13E+01	8.07E-01	3.09E+02
GWP luluc	kg-CO ₂ eq	3.24E-01	3.39E-03	3.02E-03	3.30E-01	5.40E-03	3.67E-03	8.59E-03	3.88E-04	8.14E-02
ODP	kg-CFC-11eq	1.26E-06	1.05E-07	3.03E-08	1.40E-06	9.50E-07	2.17E-07	9.16E-07	1.35E-08	1.41E-06
AP	mol H ⁺ -Eq	2.19E+00	7.76E-02	1.97E-02	2.29E+00	5.60E-01	4.86E-02	5.43E-01	6.64E-03	9.96E-01
EP freshwater	kg P-eq	1.28E-01	4.94E-04	3.93E-03	1.32E-01	1.81E-03	7.42E-04	2.89E-03	3.34E-05	1.42E-01
EP marine	kg N-eq	3.72E-01	2.14E-02	1.18E-02	4.05E-01	2.60E-01	1.91E-02	2.48E-01	3.00E-03	2.42E-01
EP terrestrial	mol N-eq	3.96E+00	2.37E-01	6.62E-02	4.26E+00	2.85E+00	2.08E-01	2.72E+00	3.28E-02	2.59E+00



ENVIRONMENTAL PRODUCT DECLARATION



Ultra-low CO₂ emissions Hot Rolled Coil/Checkered Coil
Structural Steel

According to EN 15804 2012+A2:2019

POCP	kg NMVOC-eq	1.17E+00	7.21E-02	1.91E-02	1.26E+00	8.49E-01	7.46E-02	8.10E-01	1.00E-02	9.12E-01
ADP minerals & metals	kg Sb-eq	2.52E-03	1.91E-05	2.54E-05	2.56E-03	2.23E-05	3.43E-05	3.59E-05	7.02E-07	-1.44E-04
ADP fossil	MJ, net calorific value	3.08E+03	9.94E+01	3.71E+01	3.22E+03	8.12E+02	1.54E+02	8.01E+02	1.14E+01	3.12E+03
WDP	m3 world Eq deprived	5.00E+02	4.24E-01	4.07E-01	5.01E+02	1.99E+00	7.70E-01	2.46E+00	3.27E-02	8.19E+01

Disclaimer (associated with ADP-minerals & metals, ADP-fossil, WDP) – The results of this environmental impact indicator shall be used with care as the uncertainties on these results are high or as there is limited experience with the indicator.

GWP-total	Global Warming Potential total
GWP-fossil	Global Warming Potential fossil fuels
GWP-biogenic	Global Warming Potential biogenic
GWP-luluc	Global Warming Potential land use and land use change
ODP	Depletion potential of the stratospheric ozone layer
AP	Acidification potential, Accumulated Exceedance
EP-freshwater	Eutrophication potential, fraction of nutrients reaching freshwater end compartment
EP-marine	Eutrophication potential, fraction of nutrients reaching freshwater end compartment
EP-terrestrial	Eutrophication potential, Accumulated Exceedance
POCP	Formation potential of tropospheric ozone
ADP minerals & metals	Abiotic depletion potential for non-fossil resources
ADP-fossil	Abiotic depletion potential for fossil resources
WDP	Water (user) deprivation potential, deprivation weighted water consumption

Comparability: Comparisons cannot be made between product-specific or industry average EPDs at the design stage of a project, before a building has been specified. Comparisons may be made between product-specific or industry average EPDs at the time of product purchase when product performance and specifications have been established and serve as a functional unit for comparison. Environmental impact results shall be converted to a functional unit basis before any comparison is attempted.

Any comparison of EPDs shall be subject to the requirements of EN 15804. EPDs are not comparative assertions and are either not comparable or have limited comparability when they have different system boundaries, are based on different product category rules or are missing relevant environmental impacts. Such comparison can be inaccurate, and could lead to erroneous selection of materials or products which are higher-impact, at least in some impact categories.

Additional Impact										
Impact Category	Units	A1	A2	A3	A Total	C1	C2	C3	C4	D
PM	disease incidence	3.04E-05	5.63E-07	2.17E-07	3.12E-05	1.59E-05	1.05E-06	1.52E-05	1.82E-07	2.07E-05



ENVIRONMENTAL PRODUCT DECLARATION



Ultra-low CO₂ emissions Hot Rolled Coil/Checkered Coil
Structural Steel

According to EN 15804 2012+A2:2019

IRP	kBq U235-Eq	9.00E+00	7.75E-02	7.08E-02	9.14E+00	3.63E-01	2.05E-01	6.94E-01	6.38E-03	8.61E+00
ETP-fw	CTUe	4.70E+03	2.43E+01	4.15E+01	4.76E+03	1.15E+02	4.02E+01	1.17E+02	2.09E+00	2.33E+04
HTP-c	CTUh	1.17E-05	3.68E-08	4.67E-08	1.17E-05	2.43E-07	7.30E-08	2.35E-07	3.42E-09	8.81E-05
HTP-nc	CTUh	4.28E-06	5.93E-08	7.99E-08	4.42E-06	1.10E-07	1.10E-07	1.29E-07	2.60E-09	2.56E-06
SQP	dimensionless	1.88E+03	5.79E+01	3.41E+01	1.97E+03	5.69E+01	1.16E+02	7.37E+01	4.89E+00	5.43E+02

Disclaimer (associated with IRP indicator) – This impact category deals mainly with the eventual impact of low dose ionizing radiation on human health of the nuclear fuel cycle. It does not consider effects due to possible nuclear accidents, occupational exposure nor due to radioactive waste disposal in underground facilities. Potential ionizing radiation from the soil, from radon and from some construction materials is also not measured by this indicator.

Disclaimer (associated with ETP-fw, HTP-c, HTP-nc, and SQP) – The results of this environmental impact indicator shall be used with care as the uncertainties on these results are high or as there is limited experience with the indicator.

PM	Particulate matter emissions
IRP	Ionising radiation, human health
ETP-fw	Ecotoxicity (freshwater)
HTP-c	Human toxicity, cancer effects
HTP-nc	Human toxicity, noncancer effects
SQP	Land use related impacts / soil quality

Resource Use										
Parameter	Units	A1	A2	A3	A Total	C1	C2	C3	C4	D
PERE	MJ	2.89E+03	1.22E+00	1.62E+00	2.89E+03	4.97E+00	2.67E+00	9.37E+00	9.02E-02	1.07E+02
PERM	MJ	0.00E+00	0.00E+00	0.00E+00	0.00E+00	0.00E+00	0.00E+00	0.00E+00	0.00E+00	0.00E+00
PERT	MJ	2.89E+03	1.22E+00	1.62E+00	2.89E+03	4.97E+00	2.67E+00	9.37E+00	9.02E-02	1.07E+02
PENRE	MJ	2.59E+03	9.94E+01	3.71E+01	2.73E+03	8.12E+02	1.54E+02	8.01E+02	1.14E+01	3.12E+03
PENRM	MJ	4.94E+02	0.00E+00	0.00E+00	4.94E+02	0.00E+00	0.00E+00	0.00E+00	0.00E+00	0.00E+00
PENRT	MJ	3.08E+03	9.94E+01	3.71E+01	3.22E+03	8.12E+02	1.54E+02	8.01E+02	1.14E+01	3.12E+03
SM	kg	9.94E-01	4.68E-02	1.09E-02	1.05E+00	3.37E-01	7.00E-02	3.26E-01	4.72E-03	4.19E+01
RSF	MJ	2.62E-02	4.52E-04	1.96E-04	2.68E-02	8.81E-04	8.58E-04	8.65E-04	2.66E-05	6.70E-03
NRSF	MJ	0.00E+00	0.00E+00	0.00E+00	0.00E+00	0.00E+00	0.00E+00	0.00E+00	0.00E+00	0.00E+00



ENVIRONMENTAL PRODUCT DECLARATION



Ultra-low CO₂ emissions Hot Rolled Coil/Checkered Coil
Structural Steel

According to EN 15804 2012+A2:2019

FW	m3	1.17E+01	1.21E-02	-3.02E-01	1.14E+01	5.28E-02	2.17E-02	6.64E-02	2.37E-03	1.78E+00
----	----	----------	----------	-----------	----------	----------	----------	----------	----------	----------

PERE	Use of renewable primary energy excluding renewable primary energy resources used as raw materials
PERM	Use of renewable primary energy resources used as raw materials
PERT	Total use of renewable primary energy resources (primary energy and primary energy resources used as raw materials)
PENRE	Use of non-renewable primary energy excluding nonrenewable primary energy resources used as raw materials
PENRM	Use of non-renewable primary energy resources used as raw materials
PENRT	Total use of non-renewable primary energy resources (primary energy and primary energy resources used as raw materials)
SM	Use of secondary material
RSF	Use of renewable secondary fuels
NRSF	Use of non-renewable secondary fuels
FW	Net use of fresh water

Waste Categories										
Parameter	Units	A1	A2	A3	A Total	C1	C2	C3	C4	D
HWD	kg	5.99E+01	1.69E-01	3.18E+01	9.19E+01	9.07E-01	2.23E-01	1.09E+00	1.38E-02	5.98E+01
NHWD	kg	6.59E+02	2.98E+00	3.24E+02	9.86E+02	1.24E+01	4.72E+00	1.74E+01	3.37E-01	7.89E+02
RWD	kg	2.19E-03	1.90E-05	1.76E-05	2.23E-03	8.92E-05	5.08E-05	1.70E-04	1.56E-06	0.00E+00

HWD	Hazardous waste disposed
NHWD	Non-hazardous waste disposed
RWD	Radioactive waste disposed



ENVIRONMENTAL PRODUCT DECLARATION



Ultra-low CO₂ emissions Hot Rolled Coil/Checkered Coil
Structural Steel

According to EN 15804 2012+A2:2019

Interpretation

Completeness

As mentioned before, strapping bands were excluded for the A1 module calculation in the section Cut-off rule. The total excluded resources were 0.0349% of the total included resources on a weight basis as input flows for the A1 module calculation.

The estimated impacts of the exclusion on core environmental impact indicators are lower than 0.04% of any of them.

The estimated impacts of the exclusion on indicators of energy use are lower than 0.04% of any of them.

Indicators	Units	Ratio of A1 to A1-A3 Total	Estimated exclusion impact on A1-A3 Total
GWP-total	%	98.24	0.034
GWP-biogenic	%	48.20	0.017
GWP-fossil	%	98.26	0.034
GWP-luluc	%	98.22	0.034
ODP	%	98.48	0.034
AP	%	97.78	0.034
EP-freshwater	%	97.98	0.034
EP-marine	%	95.63	0.033
EP-terrestrial	%	96.22	0.034
POCP	%	96.26	0.034
ADP-minerals & metals	%	98.32	0.034
ADP-fossil	%	98.47	0.034
WDP	%	99.39	0.035

Indicators	Units	Ratio of A1 to A1-A3 Total	Estimated exclusion impact on A1-A3 Total
PERE	%	99.67	0.035
PERM	%	0.00	0.000

ENVIRONMENTAL PRODUCT DECLARATION



Ultra-low CO₂ emissions Hot Rolled Coil/Checkered Coil
Structural Steel

According to EN 15804 2012+A2:2019

PERT	%	99.67	0.035
PENRE	%	98.38	0.034
PENRM	%	100.00	0.035
PENRT	%	98.47	0.034

The transportation of non-primary resources for the production were excluded from input flows for the A2 module calculation as explained in the section Cut-off rule. The total excluded resources were 0.516% of the total included resources on a weight basis as input flows for the A2 module calculation.

The estimated impacts of the exclusion on core environmental impact indicators are lower than 0.05% of any of them.

The estimated impacts of the exclusion on indicators of energy use are lower than 0.01% of any of them.

Indicators	Units	Ratio of A2 to A1-A3 Total	Estimated exclusion impact on A1-A3 Total
GWP-total	%	0.95	0.005
GWP-biogenic	%	0.05	0.000
GWP-fossil	%	0.95	0.005
GWP-luluc	%	0.94	0.005
ODP	%	1.18	0.006
AP	%	1.77	0.009
EP-freshwater	%	0.23	0.001
EP-marine	%	2.82	0.015
EP-terrestrial	%	2.96	0.015
POCP	%	2.95	0.015
ADP-minerals & metals	%	0.72	0.004
ADP-fossil	%	1.11	0.006
WDP	%	0.31	0.002

Indicators	Units	Ratio of A2 to A1-A3 Total	Estimated exclusion impact on A1-A3 Total
------------	-------	----------------------------	---

ENVIRONMENTAL PRODUCT DECLARATION



Ultra-low CO₂ emissions Hot Rolled Coil/Checkered Coil
Structural Steel

According to EN 15804 2012+A2:2019

PERE	%	0.143	0.001
PERM	%	0.000	0.000
PERT	%	0.143	0.001
PENRE	%	1.179	0.006
PENRM	%	0.000	0.000
PENRT	%	1.114	0.006

Sensitivity

Precise emission factors for some of raw materials in A1 module do not exist in Ecoinvent v3.10 (EN15804 system) database. Therefore, proxies of emission factors in the database were used for this study. The proxies used are shown in the below Table.

Module	Name of Material	Proxy data	
		Data code	Activity name
A1	Calcium aluminate	4336307b-03dd-566e-9367-fb5b740460d9_9c78fb2b-13ba-46ab-8e5c-7996d9526938	aluminum alloy production, metallic matrix composite
	Calcium Cored Wire Ferro	4c901683-5f2e-5d67-a0d5-eee13f71951e_1e87e7db-557d-490d-b0bf-946d78833e56	ferrosilicon production
	Ferro-boron	4c901683-5f2e-5d67-a0d5-eee13f71951e_1e87e7db-557d-490d-b0bf-946d78833e56	ferrosilicon production
	Industry water	76e63b8d-541f-59bc-8510-7842d74f774b_c5adb1fb-872e-4446-a3bb-c4b61aa4bd45	tap water production, conventional treatment

To assess the sensitivity of the results on these proxy choices, we calculated the following results if the proxy impact factors were increased by 10%. The results change very little and are clearly not very sensitive to these proxy data choices.

Indicators	Units	Ratio of A1-A3 (with proxies only) to A1-A3 Total	Estimated impact of the use of proxies on A1-A3 Total
GWP-total	%	0.009	0.001
GWP-biogenic	%	0.008	0.001
GWP-fossil	%	0.009	0.001

ENVIRONMENTAL PRODUCT DECLARATION



Ultra-low CO₂ emissions Hot Rolled Coil/Checkered Coil
Structural Steel

According to EN 15804 2012+A2:2019

GWP-luluc	%	0.016	0.002
ODP	%	0.003	0.000
AP	%	0.009	0.001
EP-freshwater	%	0.008	0.001
EP-marine	%	0.010	0.001
EP-terrestrial	%	0.010	0.001
POCP	%	0.009	0.001
ADP-minerals & metals	%	0.044	0.004
ADP-fossil	%	0.009	0.001
WDP	%	0.008	0.001

Consistency

All foreground data was gathered with the same level of detail and all background data (emission factors) were sourced from Ecoinvent v3.10 (EN15804 system) database, selecting the most appropriate geographical characteristics of the data available.

Representativeness

Tahara Plant produces Structural steel “Ultra-low CO₂ emissions Hot Rolled Coil/Checkered Coil”. All foreground data used was gathered from Tahara Plant.

Limitation

The products are expected to be sold to processing companies and to be used in the buildings in Europe eventually. However, it might not be necessarily true in some cases. In that case, the LCA results might be different. These are considered as limitations.

This LCA study uses EcoINVENT as a secondary dataset. However, we Tokyo Steel used IDEA for all products (including the same product) on previous LCA studies. IDEA and EcoINVENT have different emission factors and the gaps are big on some emission factors. And IDEA database misses some emission data. So, we cannot have some comparison studies between the previous LCA and this LCA even on the same product.

Conclusion

ENVIRONMENTAL PRODUCT DECLARATION



Ultra-low CO2 emissions Hot Rolled Coil/Checkered Coil
Structural Steel

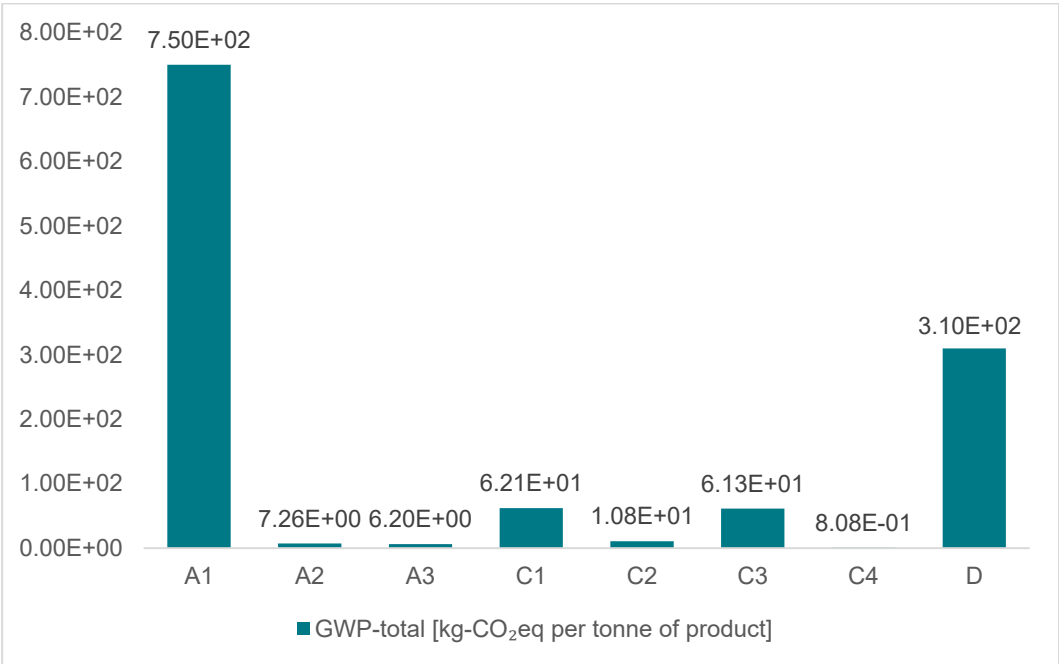
According to EN 15804 2012+A2:2019

A1 module accounts for the largest impact at the GWP-total indicator. Tokyo steel uses the Electric Arc Furnace production process to utilize steel scrap as secondary material. This process can save raw materials to input, but it needs electricity in the production process.

“Ultra-low CO2 emissions Hot Rolled Coil / Checkered Coil” may reduce GWP with using renewable electricity at the manufacturing process.

As a result, the GWP per ton of product for the A1 module was 750 kgCO2-eq on a location base and 314 kgCO2-eq on a market base.

Location base approach



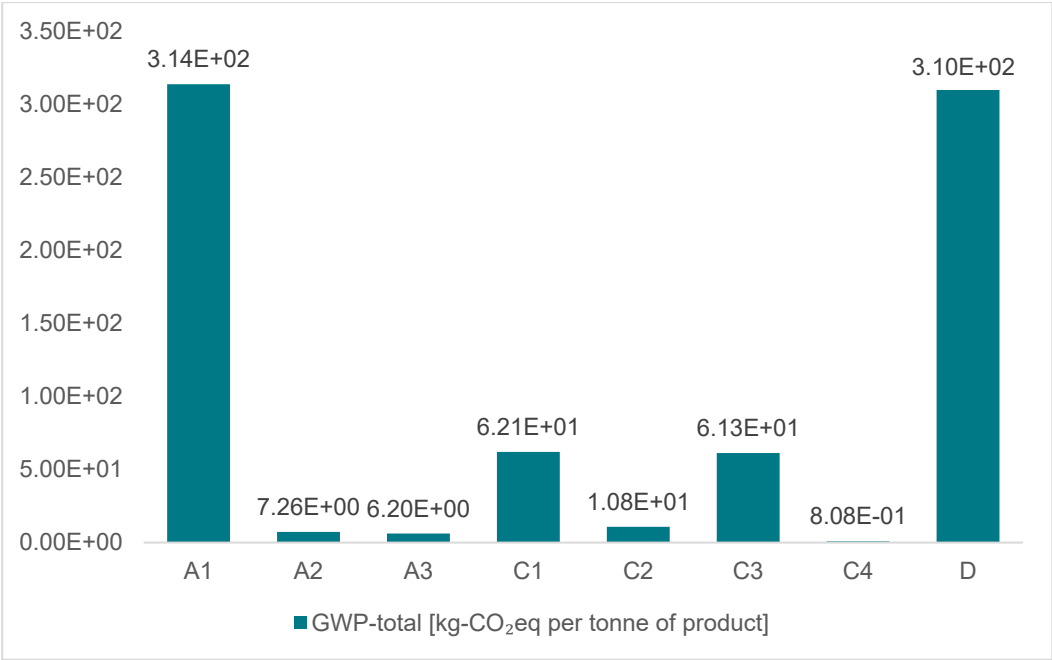
ENVIRONMENTAL PRODUCT DECLARATION



Ultra-low CO2 emissions Hot Rolled Coil/Checkered Coil
Structural Steel

According to EN 15804 2012+A2:2019

Market base approach



The use of electricity accounts for the largest impact at the GWP-total indicator in A1 module. The electricity usage will be a challenge to reduce the global warming potential.

With using renewable electricity at the manufacturing process, the "Ultra-low CO2 emissions Hot-Rolled Coil and Checkered Coil" may reduce the GWP from the location-based value 449 kg CO2-eq per tonne to the market-based value 12.6 kg CO2-eq per tonne.



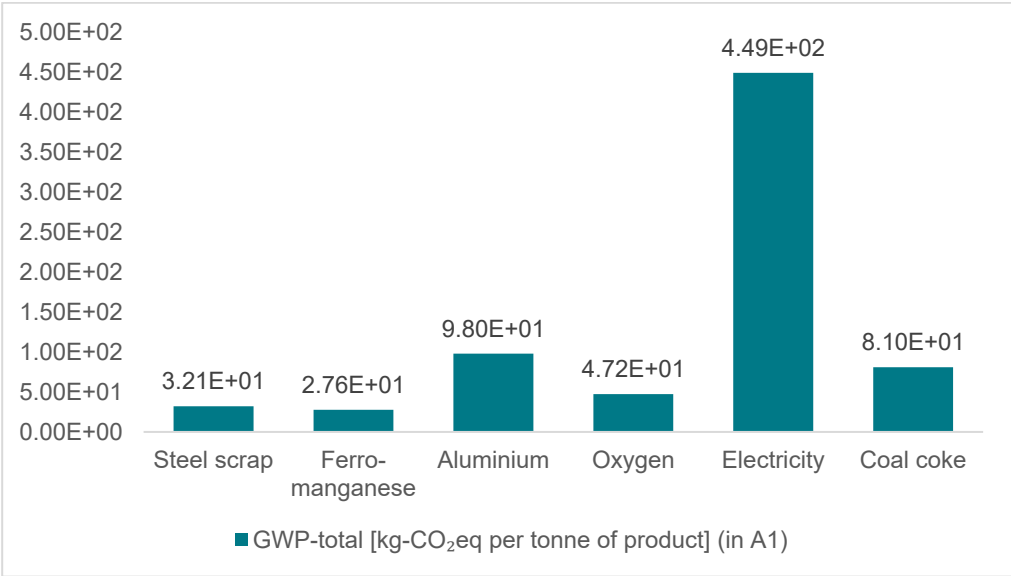
ENVIRONMENTAL PRODUCT DECLARATION



Ultra-low CO2 emissions Hot Rolled Coil/Checkered Coil
Structural Steel

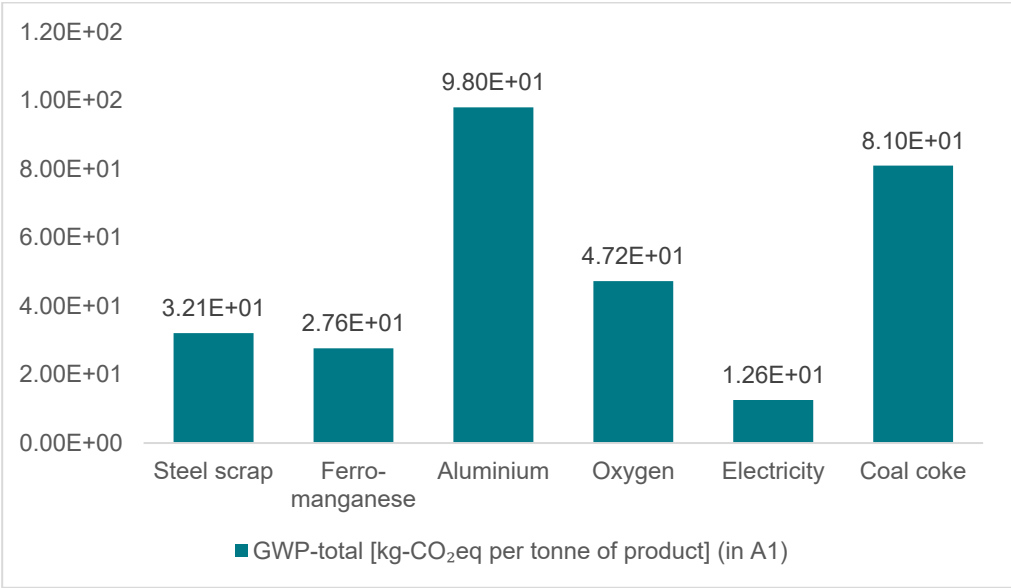
According to EN 15804 2012+A2:2019

Location base approach



Note: Only items with 1% or higher in GWP for Module A1 are shown in the above figure.

Market base approach



Note: Only items with 1% or higher in GWP for Module A1 are shown in the above figure.



ENVIRONMENTAL PRODUCT DECLARATION



Ultra-low CO₂ emissions Hot Rolled Coil/Checkered Coil
Structural Steel

According to EN 15804 2012+A2:2019

References

Ecoinvent v3.10 (EN15804 system) database (2023)

EN 15804:2012+A2:2019 "Sustainability in buildings and civil engineering works - Core rules for environmental product declarations of construction products and services"

ISO 9001:2015 Quality management systems – Requirements

ISO 14001:2015 Environmental management systems -- Requirements with guidance for use

ISO 14025:2006 Environmental labels and declarations — Type III environmental declarations — Principles and procedures

ISO 14040: 2006 Environmental management – Life cycle assessment – Principles and framework

ISO 14044: 2006 Environmental management – Life cycle assessment – Requirements and guidelines

EN 10025-1: 2004. Hot rolled products of structural steels – Part 1: General technical delivery conditions

EN 10025-2: 2019. Hot rolled products of structural steels – Part 2: Technical delivery conditions for non-alloy structural steels

EN 10111: 2008. Continuously hot rolled low carbon steel sheet and strip for cold forming – Technical delivery conditions

EN 10149-1: 2013. Hot rolled flat products made of high yield strength steels for cold forming – Part 1: General technical delivery conditions

EN 10149-2: 2013. Hot rolled flat products made of high yield strength steels for cold forming – Part 2: Technical delivery conditions for thermomechanically rolled steels

EN 10149-3: 2013. Hot rolled flat products made of high yield strength steels for cold forming – Part 2: Technical delivery conditions for thermomechanically rolled steels

JIS G 3101: Rolled steels for general structure

JIS G 3106: Rolled steels for welded structure

JIS G 3113: 2018. Hot-rolled steel plate, sheet and strip for automobile structural uses

JIS G 3125: 2021. Superior atmospheric corrosion resisting rolled steels

JIS G 3131: 2018. Hot-rolled mild steel plates, sheet and strip

JIS G 3132: 2018. Hot-rolled carbon steel strip for pipes and tubes

JIS G 3136: Rolled steels for building structure

SAE J403 (Chemical Compositions of SAE Carbon Steels, J403_202402)

ASTM standards

ENVIRONMENTAL PRODUCT DECLARATION



Ultra-low CO₂ emissions Hot Rolled Coil/Checkered Coil
Structural Steel

According to EN 15804 2012+A2:2019

Life-cycle assessment (LCA) for steel construction, European Commission, 2002

Notification No.1400 by Ministry of Construction Japan: Classification of incombustible materials

Product Category Rules for Building-Related Products and Services, Part A: Life Cycle Assessment Calculation Rules and Report Requirements, UL Environment, Standard 10010, Version 4.0

Part B: Designated Steel Construction Product EPD Requirements Second Edition, Dated August 26, 2020

The recycling and reuse survey, SteelConstruction.info

https://www.steelconstruction.info/The_recycling_and_reuse_survey (Accessed 31 March 2024)

